

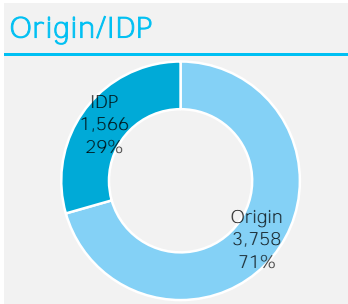
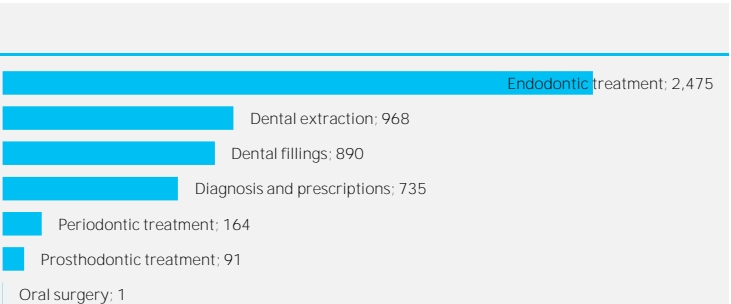
Context

Our dental clinics have provided 5324 dental service in the month of May 2018, The fasting during the month of Ramadan that coincide with may have contributed to a lower than usual rate in the treatments.

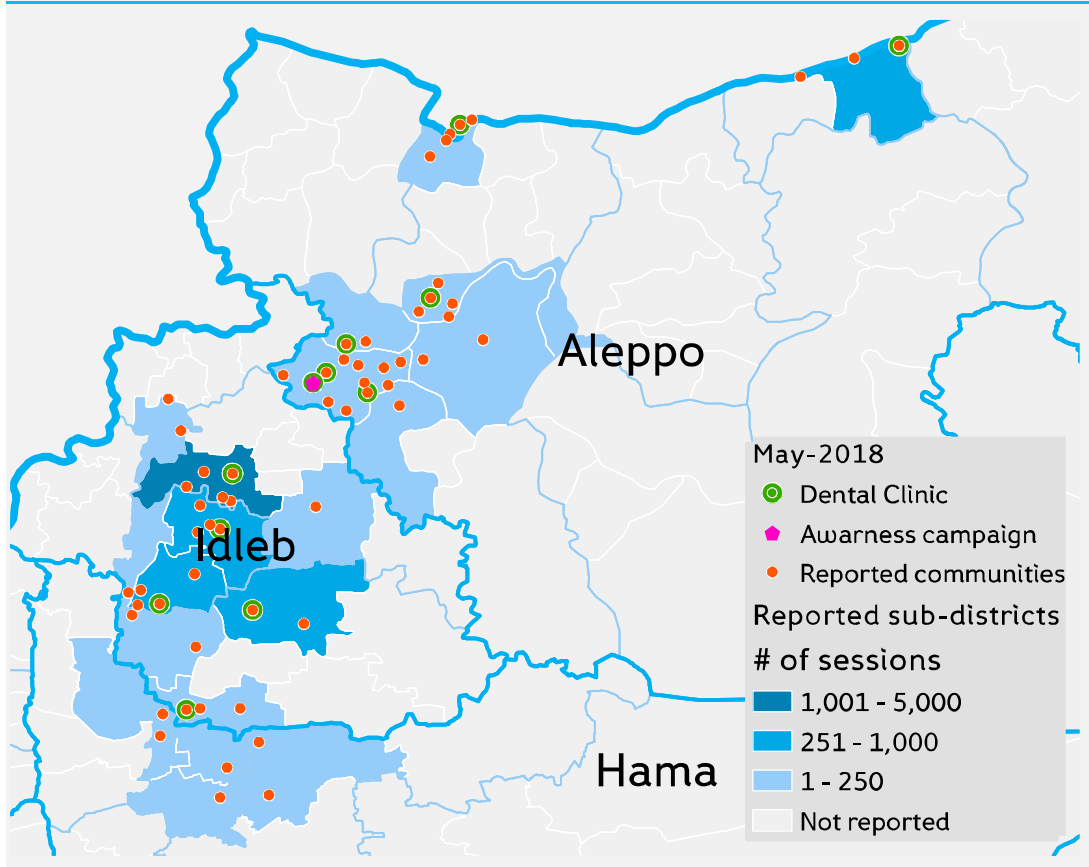
A new clinic has been added by the end of the month in Azaz sub district in the northern country side of Aleppo, raising the number of our clinics back to 15.

We provided awareness sessions for 62 children through which children were encouraged to take care of oral and dental health. The decrease in prevention sessions is continuous as schools are over capacitated with IDPs from Eastern Ghouta, and recently coming from northern Homs.

	15		5,324		62
Clinics		Treatment Sessions		Child	
Distributed over		Provided to		Through/Provided to	
61	Communities	707	Girls	1	Campaigns
22	Sub-districts	519	Boys	1	Schools
11	Districts	2,361	Men	31	Girls
4	Governorate	1,572	Women	31	Boys



Geographic distribution of dental services



Total dental assistants (from Feb-2013 until May-2018)

	160,584	Treatment Sessions		3,634	Child
Distributed over		Provided to		Through/Provided to	
221	Communities	21,579	Girls	86	Campaigns
41	Sub-districts	18,267	Boys	78	Schools
14	Districts	68,292	Men	2,034	Girls
4	Governorate	52,281	Women	1,600	Boys

The number of treatment sessions over months

