


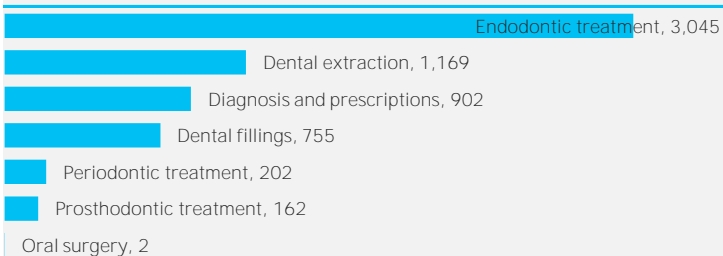


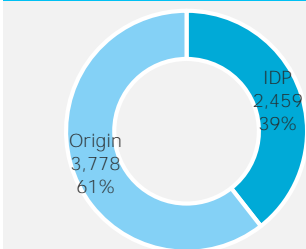
Context

Our dental clinics has provided 6237 dental service in the month of August 2018, the decrease in comparison with the previous month is due to the suspension of activities during the holidays of Eid Al-Adha, despite this decrease , in reality , the number of people arriving to the clinics is rising with the constant increase in population numbers after the arrival of the displaced persons from Dara 'a governorate to the north, We will be facing a big challenge in the provision of service with the same rate in light of the decrease in our support. Awareness sessions has been provided to 124 children , mostly from the newly displaced , where children were instructed about the best ways to

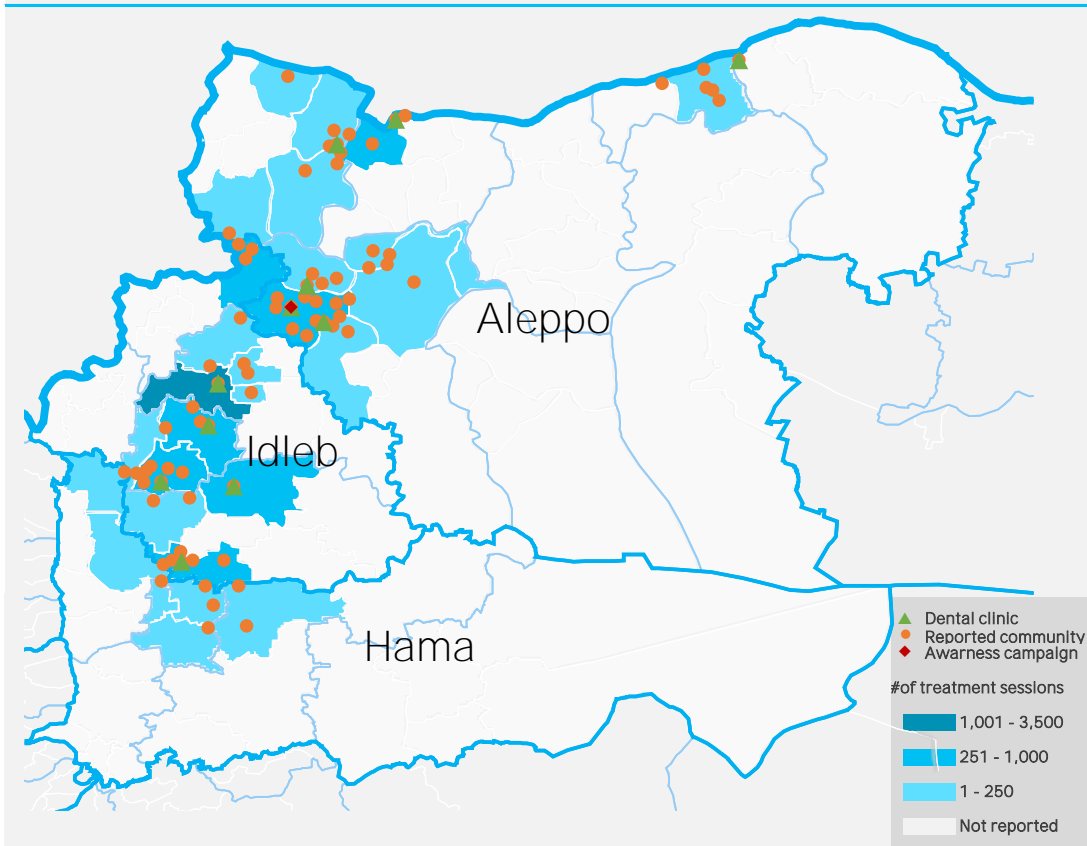
 14 Clinics	 6,237 Treatment Session	 124 Child
Distributed over	Provided to	Through/Provided to
77 Communities	769 Girls	1 Campaigns
28 Sub-districts	628 Boys	4 Schools
11 Districts	2,632 Men	71 Girls
3 Governorate	2,208 Women	53 Boys





Origin/IDP



Geographic distribution of dental services



Total dental assistants (from Feb-2013 until 43313)

	179,939 Treatment Sessions			3,902 Child	
Distributed over		Provided to		Through/Provided to	
276	Communities	24,135	Girls	86	Campaigns
56	Sub-districts	20,401	Boys	93	Schools
16	Districts	76,664	Men	2,180	Girls
3	Governorate	58,739	Women	1,722	Boys

The number of treatment sessions over months

