


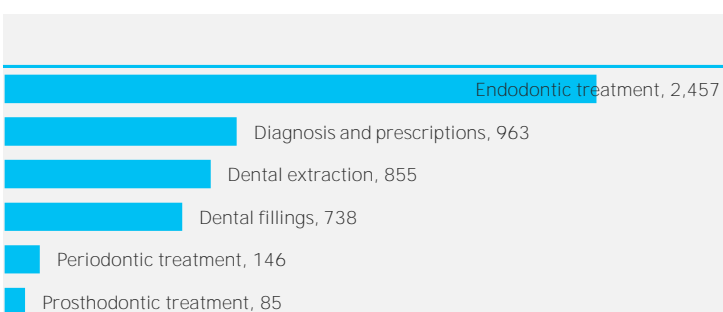


Context

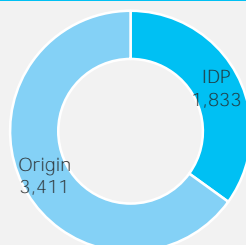
Our dental clinics has provided 5244 dental service in the month of November 2018, an important decrease in service compared with the last month count of 7731 is observed. The recent fighting among armed factions in the area has obstructed access to a certain extent to our clinics, resulting in this decrease in number of beneficiaries. total number of clinics supported this month was 13 clinics, one less compared with the last month.

Awareness sessions has been provided to only 50 children in Idleb city, where children were instructed about the best ways to promote their oral hygiene. Sessions happened at the beginning of the month before the intensification of armed clashes.

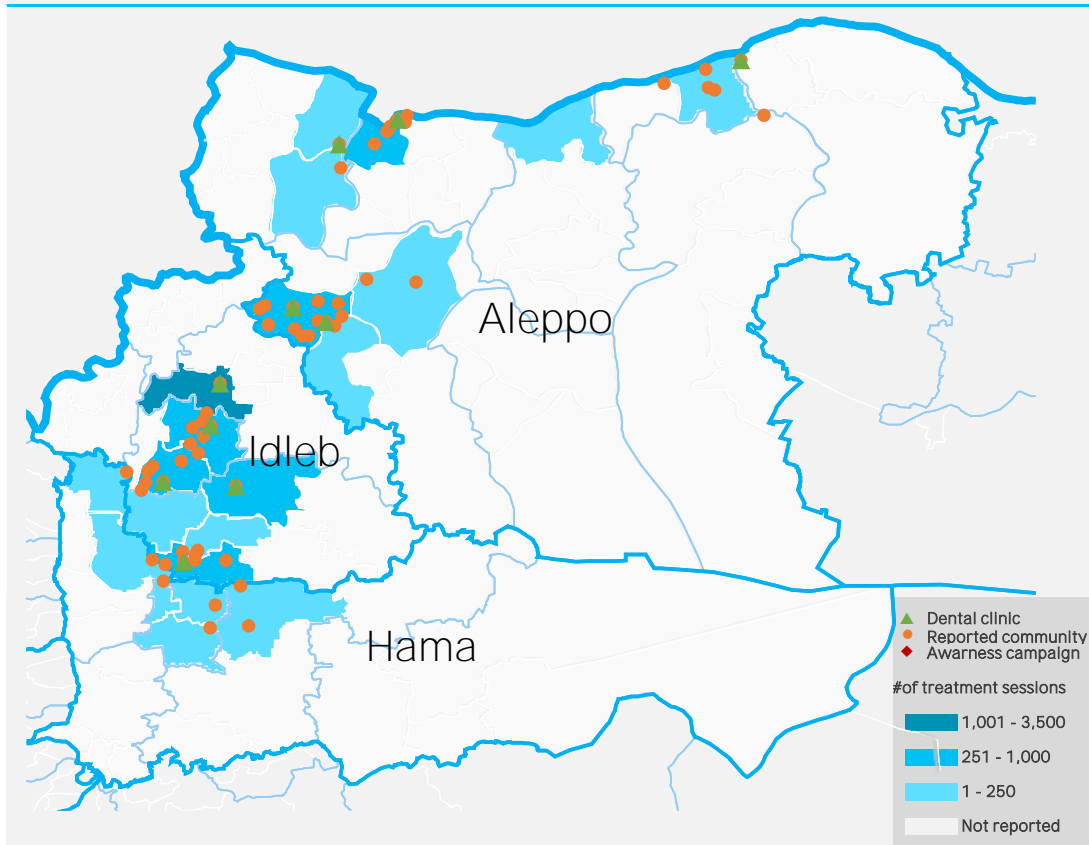
 13 Clinics	 5,244 Treatment Session	 50 Child
Distributed over	Provided to	Through/Provided to
58 Communities	622 Girls	1 Campaigns
20 Sub-districts	584 Boys	1 Schools
10 Districts	2,322 Men	50 Girls
3 Governorate	1,716 Women	0 Boys





Origin/IDP



Geographic distribution of dental services



Total dental assistants (from Feb-2013 until Nov-2018)

	200,419 Treatment Sessions					4,127 Child	
Distributed over		Provided to		Through/Provided to			
286	Communities	26,484	Girls	89	Campaigns		
56	Sub-districts	22,515	Boys	100	Schools		
16	Districts	85,630	Men	2,336	Girls		
3	Governorate	65,790	Women	1,791	Boys		

The number of treatment sessions over months

