

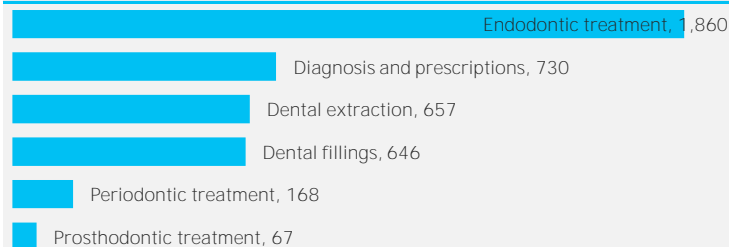


Context

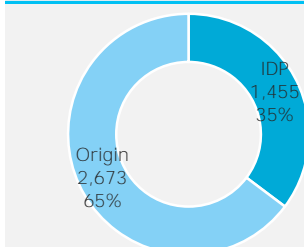
Our dental clinics has provided 4128 dental service in the month of February 2019, all of our clinics were affected by the suspension of support from donors due to change of controlling parties on the ground. But during this month, most of the staff remained volunteering in their clinics and providing assistance. Awareness sessions has been provided to 42 children in Idleb district, where children were instructed about the best ways to promote their oral hygiene.

	11 Clinics		4,128 Treatment Sessions		42 Child
Distributed over		Provided to		Through/Provided to	
43	Communities	415	Girls	2	Campaigns
11	Sub-districts	455	Boys	1	Schools
8	Districts	1,868	Men	20	Girls
3	Governorate	1,390	Women	22	Boys

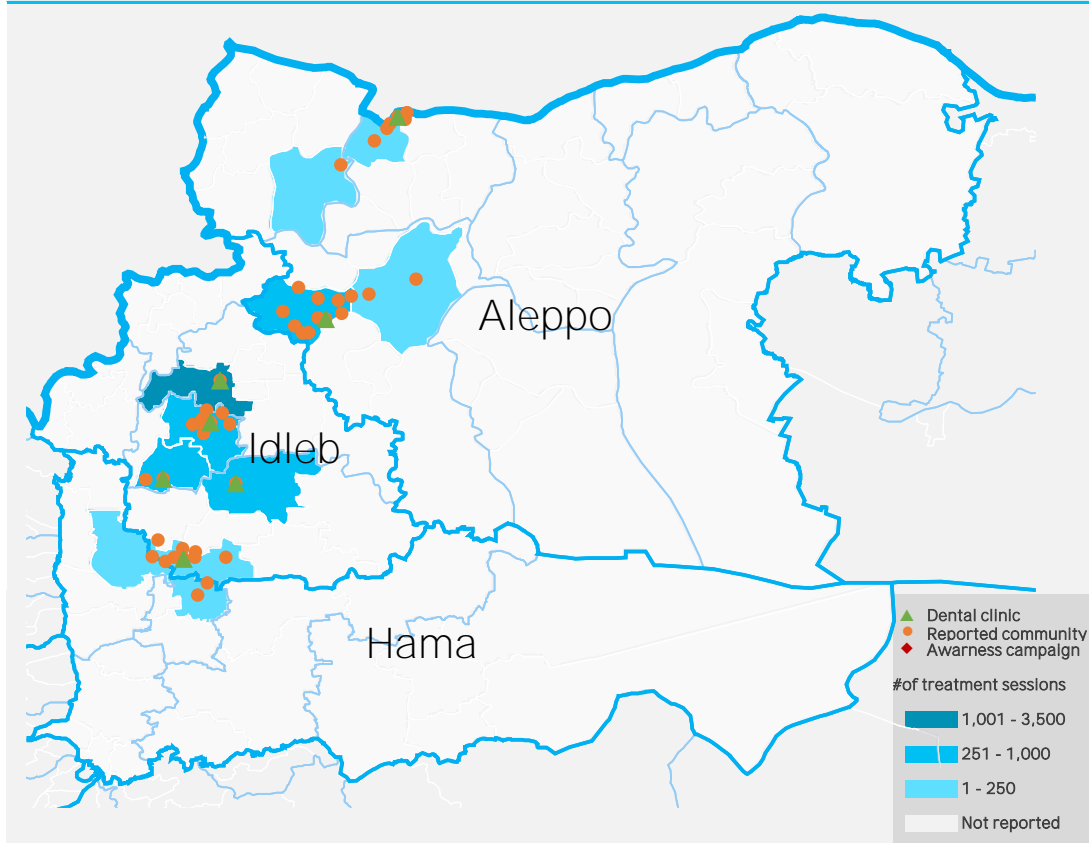
Treatment profile





Origin/IDP



Geographic distribution of dental services



Total dental assistants (from Feb-2013 until Feb-2019)

	215,872 Treatment Sessions					4,360 Child	
Distributed over		Provided to			Through/Provided to		
245	Communities	28,314	Girls	107	Campaigns		
41	Sub-districts	24,307	Boys	106	Schools		
14	Districts	92,415	Men	2,416	Girls		
3	Governorate	70,836	Women	1,942	Boys		

The number of treatment sessions over months

