


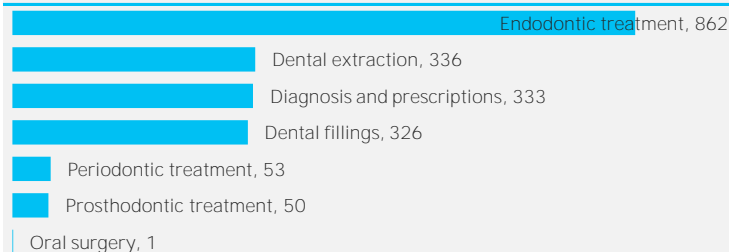


Context

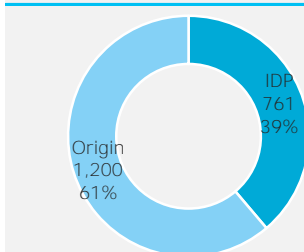
Our dental clinics has provided 1,961 dental service in the month of May 2019, the deterioration of security situation is negatively impacting our ability to reach our clinics. And the overall number of patients is dropping to a warring point where we believe that many are ignoring dental pain because unable to access the centers. Awareness sessions has been provided to only 16 children, because it was very difficult to address preventive issues in the middle of a massive displacement , where shelter and food security are prioritized for most of the families.

 9 Clinics	 1,961 Treatment Sessions	 16 Child
Distributed over	Provided to	Through/Provided to
16 Communities	257 Girls	1 Campaigns
8 Sub-districts	224 Boys	1 Schools
6 Districts	826 Men	7 Girls
2 Governorate	654 Women	9 Boys

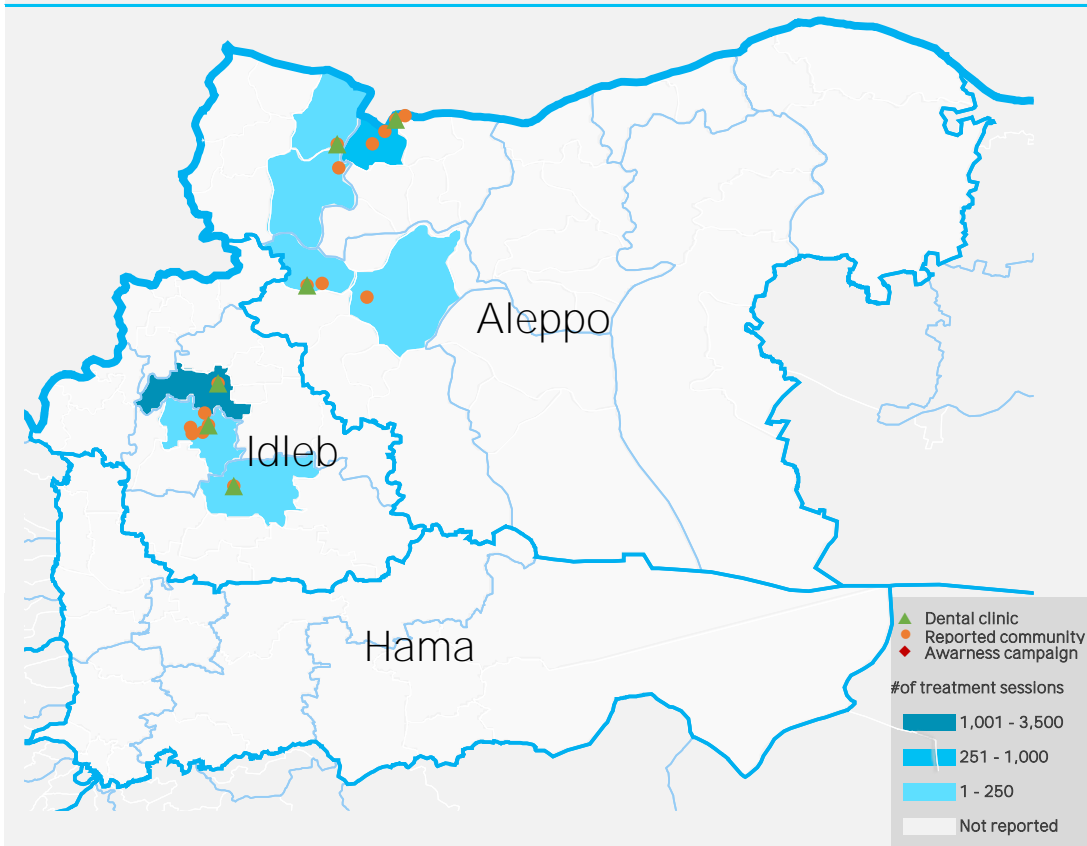
Treatment profile





Origin/IDP



Geographic distribution of dental services



Total dental assistants (from Feb-2013 until May-2019)

	224,504 Treatment Sessions					4,494 Child	
Distributed over		Provided to		Through/Provided to			
245	Communities	29,338	Girls	113	Campaigns		
41	Sub-districts	25,246	Boys	113	Schools		
14	Districts	96,323	Men	2,479	Girls		
3	Governorate	73,597	Women	2,015	Boys		

The number of treatment sessions over months

