


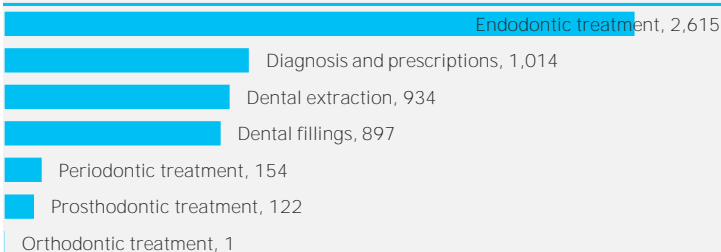


Context

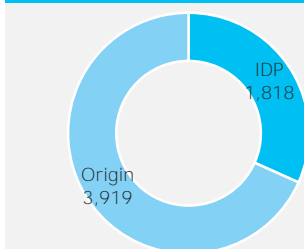
Our dental clinics have provided 5737 dental services in the month of January 2019, a relative stability in number of beneficiaries compared with last months, recent change in areas of control of armed faction in our areas of operation has led to suspension of support to many humanitarian activities by the donor's total dental clinics were among those affected with this suspension, expectations to have less clinics operating unless alternatives to be found.

Awareness sessions have been provided to 85 children in Idleb district, where children were instructed about the best ways to promote their oral hygiene.

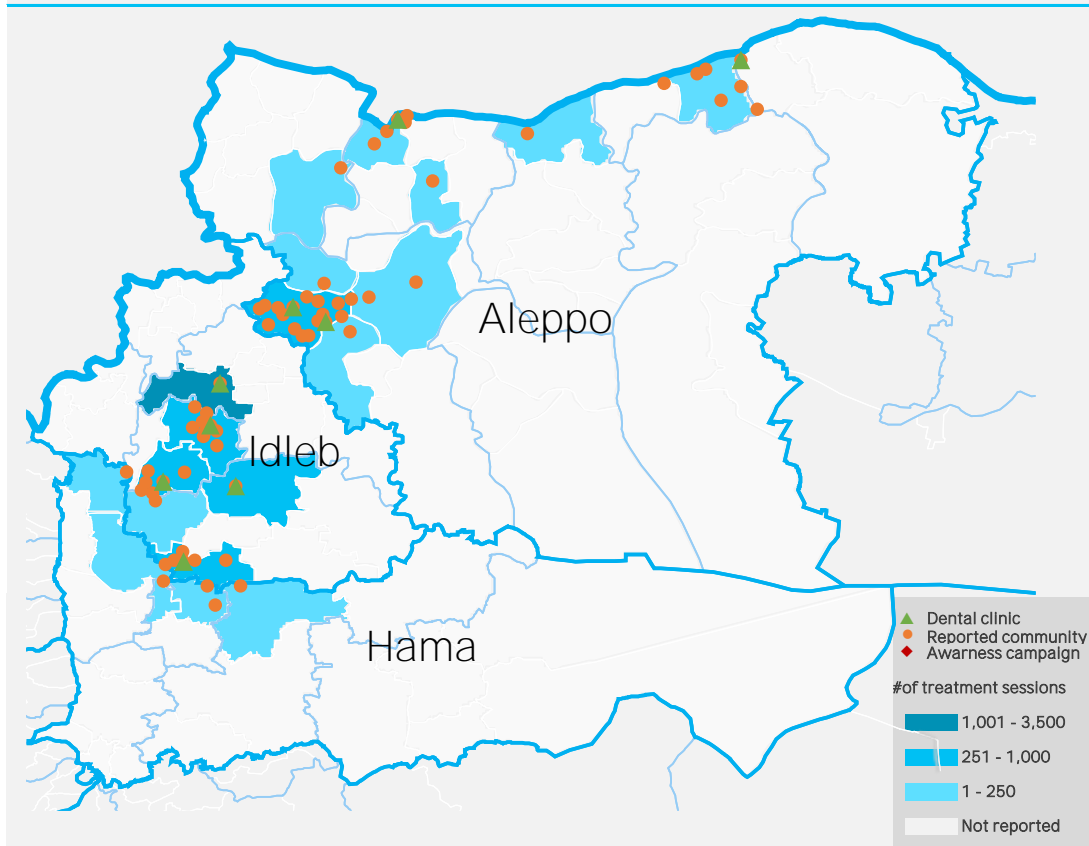
	13 Clinics		5,737 Treatment Sessions		85 Child
Distributed over		Provided to		Through/Provided to	
65	Communities	742	Girls	2	Campaigns
20	Sub-districts	645	Boys	2	Schools
11	Districts	2,527	Men	33	Girls
3	Governorate	1,823	Women	52	Boys





Origin/IDP



Geographic distribution of dental services



Total dental assistants (from Feb-2013 until Jan-2019)

	211,744 Treatment Sessions					4,316 Child
Distributed over		Provided to		Through/Provided to		
292	Communities	27,899	Girls	94	Campaigns	
56	Sub-districts	23,852	Boys	105	Schools	
16	Districts	90,547	Men	2,407	Girls	
3	Governorate	69,446	Women	1,909	Boys	

The number of treatment sessions over months

