


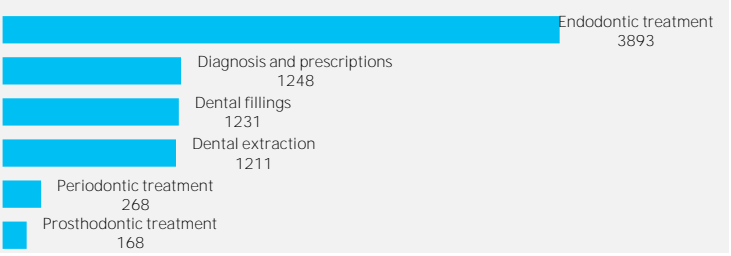


Context

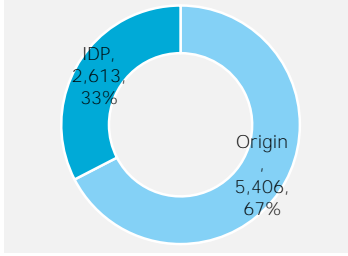
Our dental clinics has provided 8,019 dental service in the month of February 2018, the security situation has affected some of our clinics who were not far from the advancements made by the Syrian regime army and its allies, which has led to the displacement of more than 500,000 person from their homes. The targeting of many health care centers has forces us also to close down in somedays because of the unstable security situation, our dentists are doing their best to cover the huge demand on dental services. While the number of expected IDPs keeps increasing, the situation of schools is unstable this month, as many IDPs are using them as temporary shelters. This, besides the security situation has prevented us from providing awareness sessions.

	17 Clinics		8,019 Treatment Sessions		0 Child
Distributed over		Provided to		Through/Provided to	
102	Communities	1,034	Girls	0	Campaigns
29	Sub-districts	874	Boys	0	Schools
13	Districts	3,641	Men	0	Girls
4	Governorate	2,470	Women	0	Boys

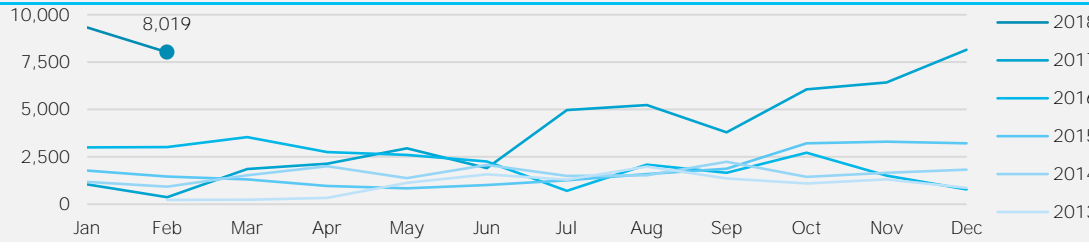
Treatment profile



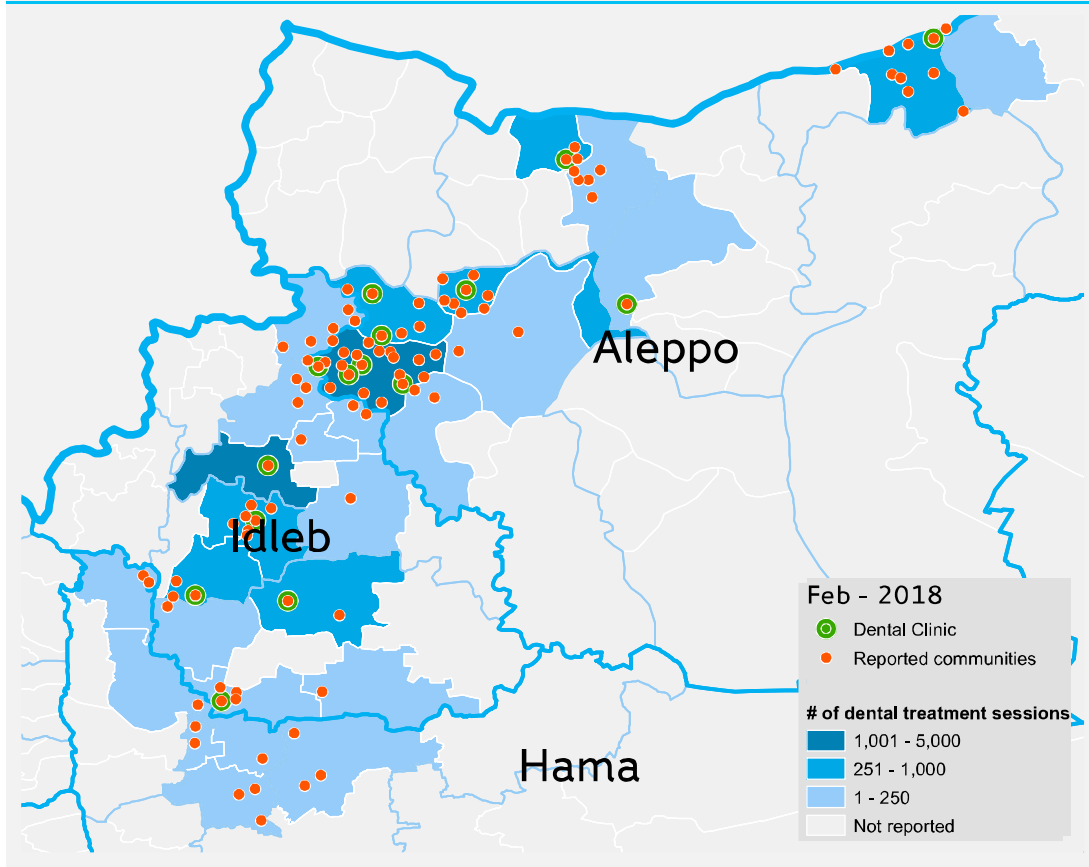
Origin/IDP





The number of treatment sessions over months



Geographic distribution of dental services



Total dental assistants (from Feb - 2013 until Feb - 2018)

	141,405 Treatment Sessions		3,501 Child		
Distributed over		Provided to		Through/Provided to	
210	Communities	19,092	Girls	82	Campaigns
40	Sub-districts	16,245	Boys	78	Schools
14	Districts	59,749	Men	1,985	Girls
4	Governorate	46,319	Women	1,516	Boys