


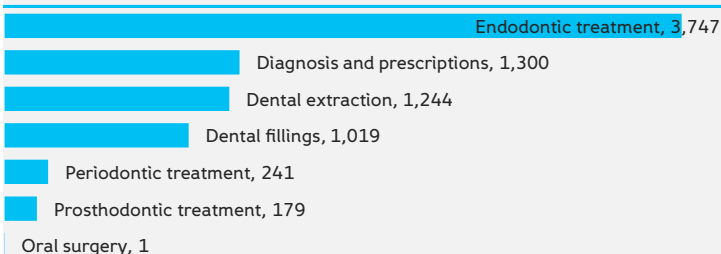


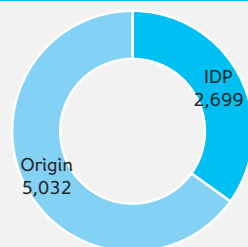
Context

Our dental clinics has provided 7731 dental service in the month of October 2018, a relative stability in number of beneficiaries due to the relative improvement of security situation since Sochi agreement, total number of clinics supported this month was 14 clinics. distributed in different communities in Aleppo and Idleb governorates, with this ratio, we expect to reach the benchmark of 200,000 beneficiary by the end of the year as estimated earlier this year. Awareness sessions has been provided to 65 children in Idleb district, where children were instructed about the best ways to promote their oral hygiene.

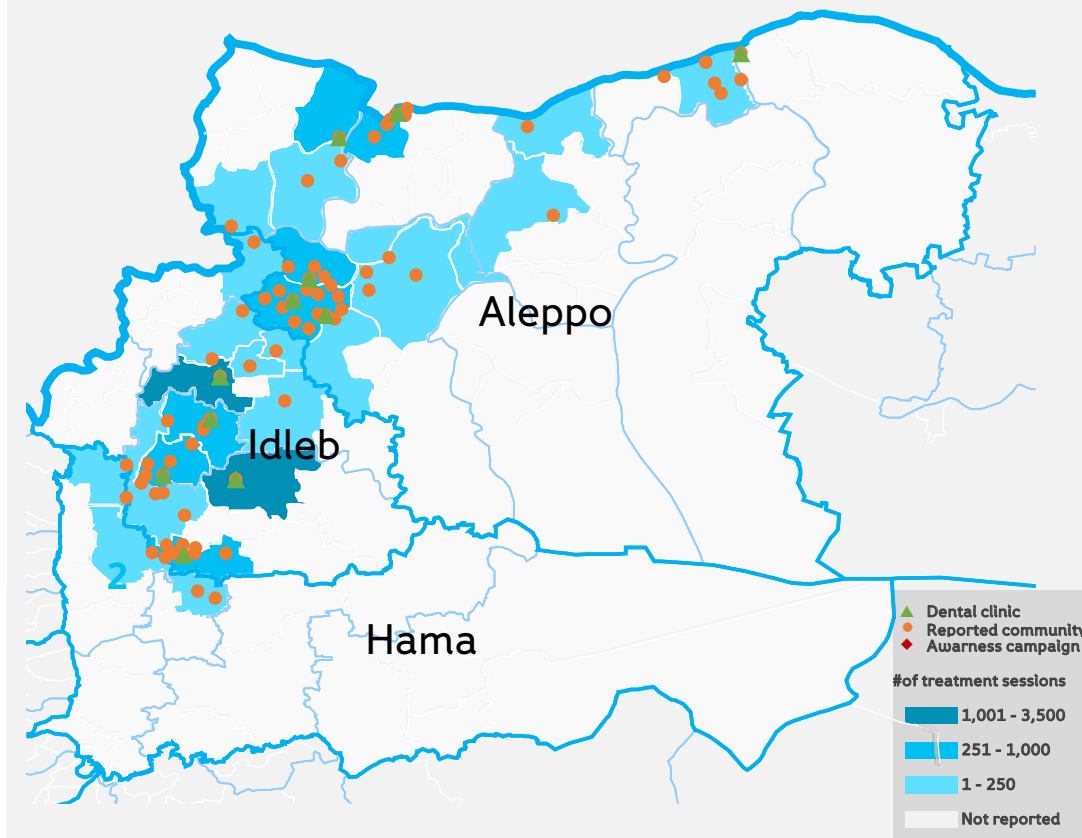
	14 Clinics		7,731 Treatment Session		65 Child
Distributed over		Provided to		Through/Provided to	
74	Communities	874	Girls	2	Campaigns
27	Sub-districts	799	Boys	2	Schools
11	Districts	3,282	Men	30	Girls
3	Governorate	2,776	Women	35	Boys





Origin/IDP



Geographic distribution of dental services



Total dental assistants (from Feb-2013 until Oct-2018)

	195,175 Treatment Sessions					4,077 Child	
Distributed over		Provided to			Through/Provided to		
284	Communities	25,862	Girls	88	Campaigns		
56	Sub-districts	21,931	Boys	99	Schools		
16	Districts	83,308	Men	2,251	Girls		
3	Governorate	64,074	Women	1,761	Boys		

The number of treatment sessions over months

