


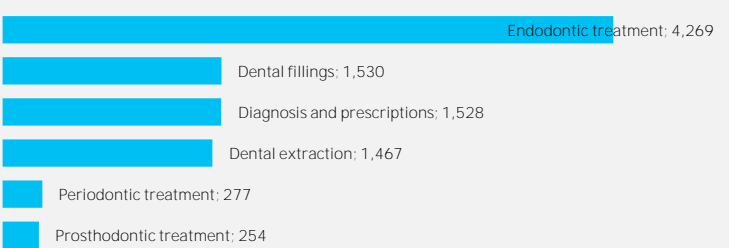


Context

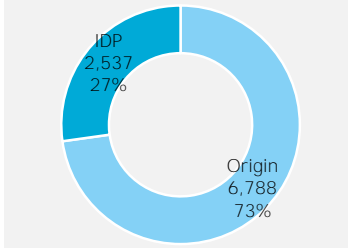
The Year 2018 is starting with a high dental activity rate that have reached up to 9,325 dental treatment in our 17 established dental clinics, the increase is also related to the displacement from Hama and eastern Idlib to the areas where our clinics are operating, our dentists are doing their best to cover the huge demand on dental services. While the number of expected IDPs keeps increasing, the situation of schools is unstable this month, as many IDPs are using them as temporary shelters, which has decreased our ability to provide awareness sessions, which were provided only to 88 children this month.

	17		9,325		88
Clinics		Treatment Sessions		Child	
Distributed over		Provided to		Through/Provided to	
81	Communities	1,264	Girls	2	Campaigns
26	Sub-districts	1,023	Boys	1	Schools
11	Districts	4,291	Men	31	Girls
3	Governorate	2,747	Women	57	Boys

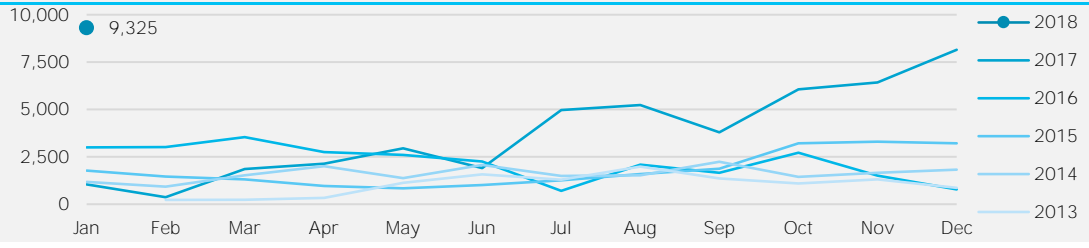
Treatment profile



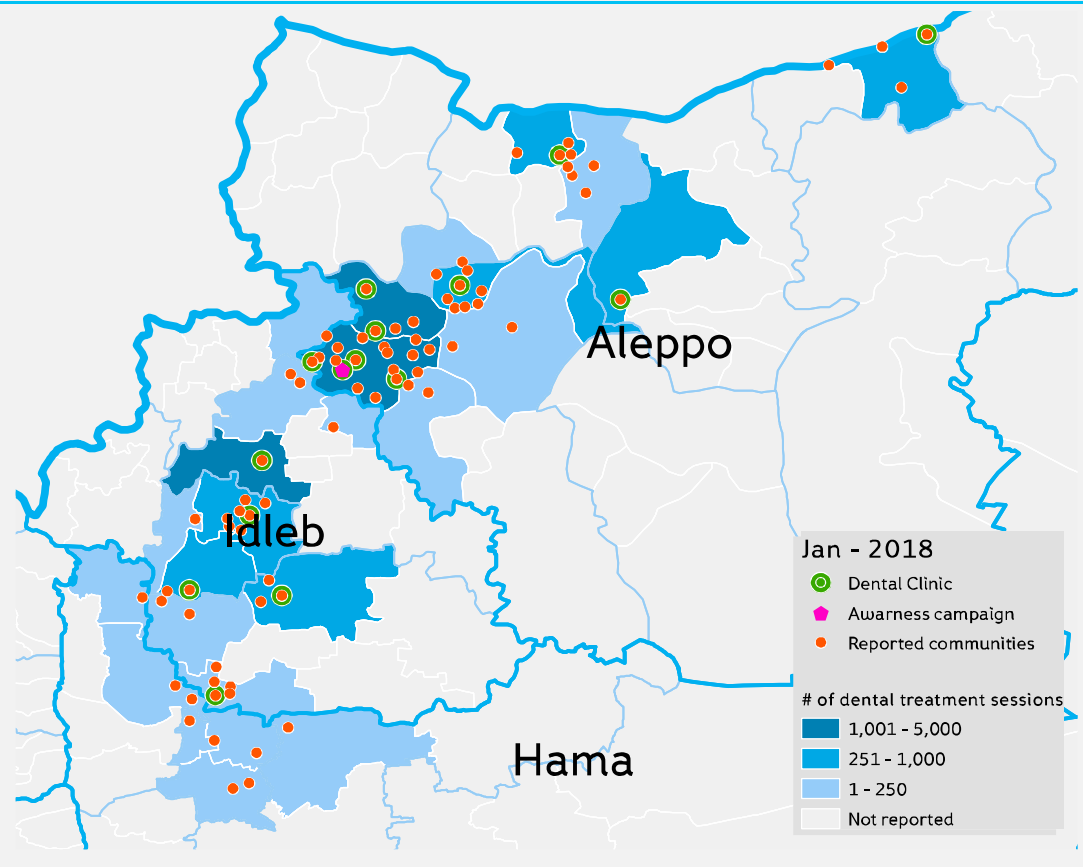
Origin/IDP





The number of treatment sessions over months



Geographic distribution of dental services



Total dental assistants (from Feb-2013 until Jan-2018)

	133,386		3,501
Treatment Sessions		Child	
Distributed over		Provided to	
188	Communities	18,058	Girls
37	Sub-districts	15,371	Boys
12	Districts	56,108	Men
3	Governorate	43,849	Women
Through/Provided to		Through/Provided to	
82	Campaigns	1,985	Girls
78	Schools	1,516	Boys