


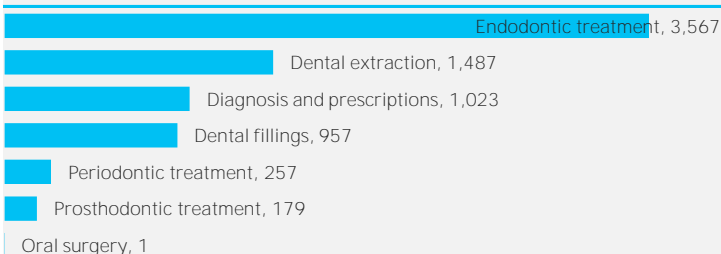


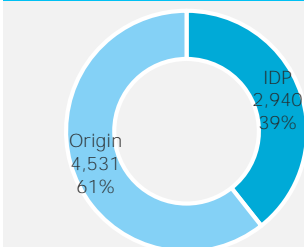
Context

Our dental clinics have provided 7480 dental service in the month of July 2018, with an expected and significant increase thanks to the adding of two additional clinics in Kafr-Janeh in Afrin district and in Ma'arrat al-Numan. The dental staff is working in full capacity to response to the increased demand from the newly arriving displaced of Eastern Ghouta. Awareness sessions were suspended this month because of the summer vacation, while trying to look for summer schools and clubs to provide this service during next month.

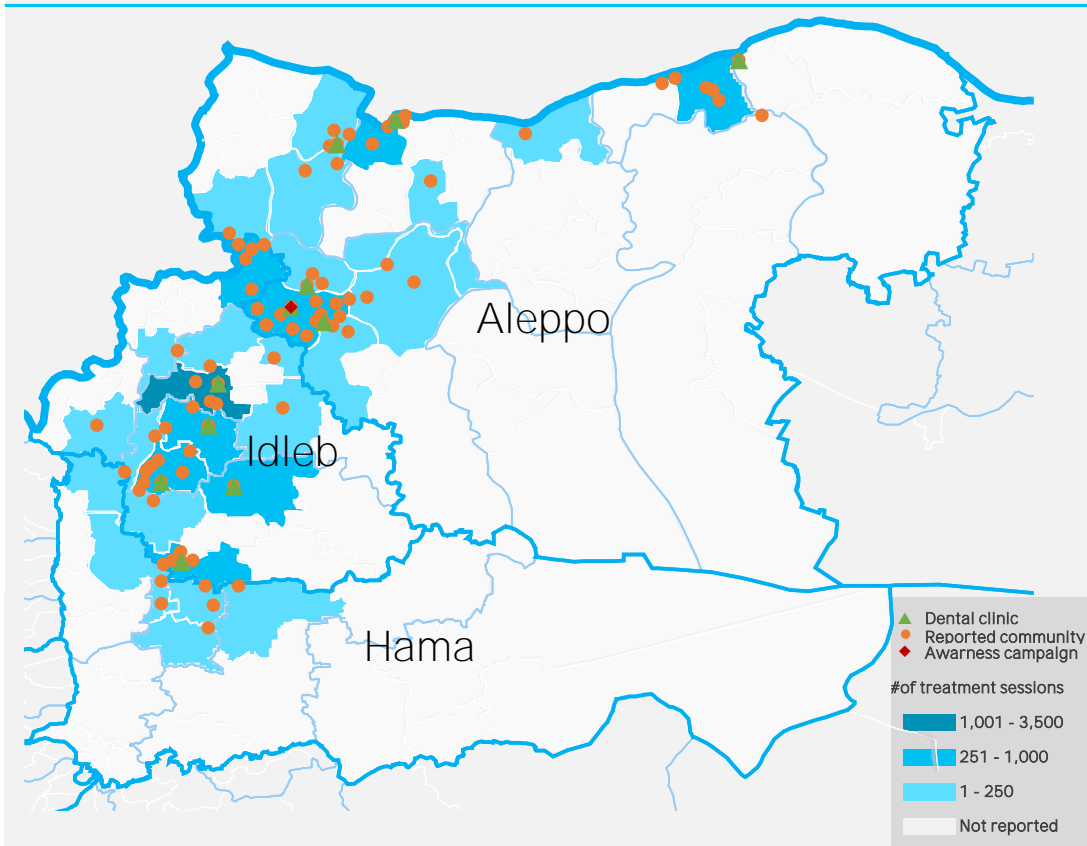
	14 Clinics		7,471 Treatment Session		64 Child
Distributed over		Provided to		Through/Provided to	
82	Communities	983	Girls	1	Campaigns
31	Sub-districts	792	Boys	2	Schools
13	Districts	3,221	Men	43	Girls
3	Governorate	2,475	Women	21	Boys



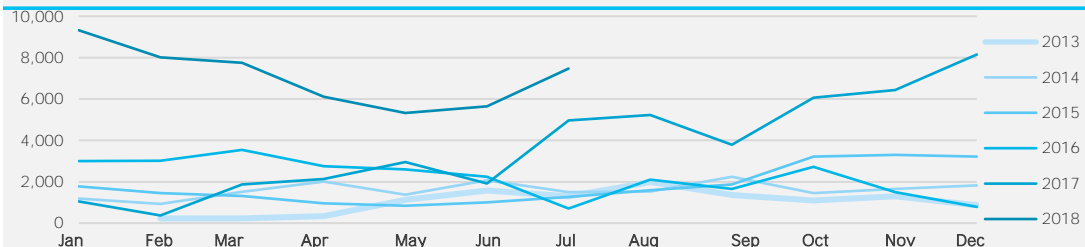
Origin/IDP





Geographic distribution of dental services



The number of treatment sessions over months



Total dental assistants (from Feb-2013 until 43282)

	173,702 Treatment Sessions				3,778 Child
Distributed over		Provided to		Through/Provided to	
274	Communities	23,366	Girls	86	Campaigns
55	Sub-districts	19,773	Boys	89	Schools
16	Districts	74,032	Men	2,109	Girls
3	Governorate	56,531	Women	1,669	Boys